




Logging into Google Classroom

STEP 1

Go to Google.com. It doesn't matter what type of device or browser you are using, although if you can, use Google Chrome



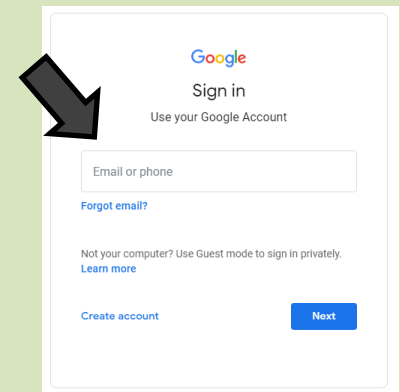
STEP 2

Click the sign in button in the top right



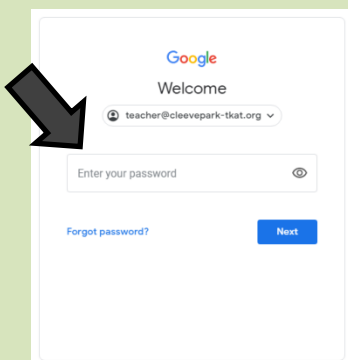
STEP 3

Enter your Google Classroom username/ email then click next




STEP 4

Enter your Google Classroom password then click next

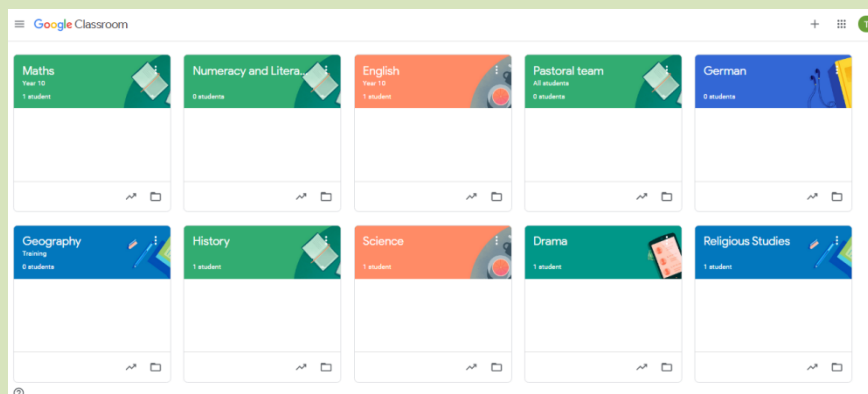


STEP 5

Click the nine dots in the top right then select Classroom



STEP 6



You will now see all your classes on Google Classroom.

Select the class you want to view the work